
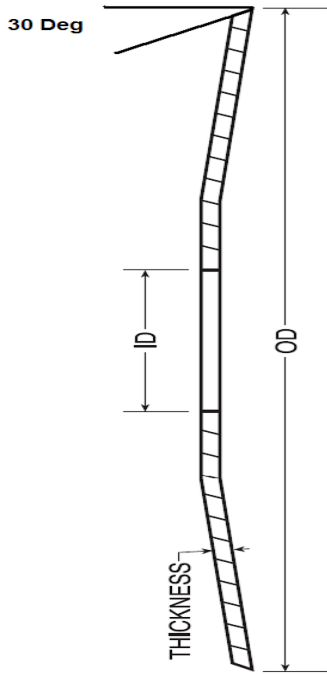
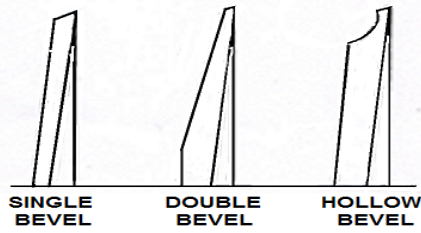




# SHEFFIELD MACHINE KNIFE

## DISH SLITTERS

DD Standard Dish slitters in Metric and Imperial - all with single keyway



Millimetres	Inches	Bevel	Steel	Stock
43 x 20 x 0.8mm	1.692 x 0.787 x 0.031"	SB	M2	
46.5 x 20 x 0.8mm	1.793 x 0.787 x 0.031"	SB	M2	
52.5 x 27 x 1.2mm	2.066 x 1.063 x 0.047"	SB	C	
62 x 38 x 0.6mm	2.44 x 1.496 x 0.023"	SB	D2	
62 x 40 x 0.6mm	2.44 x 1.575 x 0.023"	SB	C	
62 x 40 x 1mm	2.44 x 1.575 x 0.040"	SB	C	X
62 x 40 x 1.2mm	2.44 x 1.575 x 0.047"	SB	C	X
64 x 35 x 1.2mm	2.519 x 1.377 x 0.047"	SB	C	
64.2 x 38 x 1mm	2.527 x 1.498 x 0.040"	SB	C	
64.3 x 40 x 1mm	2.531 x 1.575 x 0.040"	SB	C	
65 x 40 x 1mm	2.56 x 1.575 x 0.040"	SB	C	X
65 x 40 x 1.2mm	2.56 x 1.575 x 0.047"	SB	C	X
75 x 45 x 1mm	2.952 x 1.772 x 0.040"	SB	C	
75 x 45 x 1.2mm	2.952 x 1.772 x 0.047"	SB	C	X
75 x 50 x 1mm	2.952 x 1.968 x 0.040"	SB	C	X
76.2 x 44.5 x 1.7mm	3 x 1.75 x 0.067"	SB	C	
76.2 x 50.5 x 1mm	3 x 11.988 x 0.040"	SB	C	
77.5 x 44.5 x 0.7mm	3.05 x 1.75 x 0.027"	SB	D2	
89 x 54 x 1.2mm	3.5 x 2.13 x 0.047"	SB	D2	
89 x 55 x 1.2mm	3.5 x 2.165 x 0.047"	SB	D2	
90 x 60 x 1.2mm	3.543 x 2.362 x 0.047"	SB	C	X
90 x 60 x 1.2mm	3.543 x 2.362 x 0.047"	SB	M2	
92 x 63.5 x 1mm	3.625 x 2.5 x 0.040"	SB	C	
95 x 70 x 1.2mm	3.75 x 2.755 x 0.047"	SB	D2	
100 x 65 x 1.2mm	3.937 x 2.56 x 0.047"	SB	C	X
100 x 65 x 1.2mm	3.937 x 2.56 x 0.047"	DB	C	X
100 x 70 x 0.8mm	3.937 x 2.755 x 0.031"	SB	C	
100 x 70 x 0.8mm	3.937 x 2.755 x 0.031"	DB	C	
100 x 70 x 0.8mm	3.937 x 2.755 x 0.031"	SB	D2	
100 x 70 x 1.2mm	3.937 x 2.755 x 0.047"	SB	C	X
100 x 70 x 1.2mm	3.937 x 2.755 x 0.047"	SB	D2	
101.6 x 65 x 1.2mm	4 x 2.559 x 0.047"	SB	C	
105 x 65 x 0.8mm	4.133 x 2.559 x 0.031"	SB	C	
105 x 65 x 1.2mm	4.133 x 2.559 x 0.047"	SB	C	X
105 x 65 x 1.2mm	4.133 x 2.559 x 0.047"	DB	C	X
105 x 65 x 1.2mm	4.133 x 2.449 x 0.047"	SB	D2	
105 x 70 x 1.2mm	4.133 x 2.755 x 0.047"	SB	C	X
105 x 70 x 1.2mm	4.133 x 2.755 x 0.047"	DB	C	
105 x 75 x 0.8mm	4.133 x 2.952 x 0.031"	SB	C	
105 x 75 x 0.8mm	4.133 x 2.952 x 0.031"	DB	C	
105 x 75 x 1.2mm	4.133 x 2.952 x 0.047"	SB	C	X
105 x 75 x 1.2mm	4.133 x 2.952 x 0.047"	DB	C	X
105.6 x 81 x 1.25mm	4.158 x 3.192 x 0.05"	SB	C	
105.6 x 81 x 1.25mm	4.158 x 3.192 x 0.05"	SB	D2	
108 x 65 x 1.2mm	4.25 x 2.559 x 0.047"	SB	C	X
108 x 65 x 1.2mm	4.25 x 2.559 x 0.047"	DB	C	X
108 x 65 x 1.2mm	4.25 x 2.559 x 0.047"	SB	D2	
108 x 75 x 1.2mm	4.25 x 2.952 x 0.047"	SB	C	X
108 x 75 x 1.2mm	4.25 x 2.952 x 0.047"	DB	C	X
108 x 75 x 1.2mm	4.25 x 2.952 x 0.047"	SB	C	X
108 x 82 x 1.2mm	4.25 x 3.228 x 0.047"	SB	C	X
110 x 75 x 1.2mm	4.33 x 2.952 x 0.047"	SB	C	X
110 x 75 x 1.2mm	4.33 x 2.952 x 0.047"	DB	C	X
112 x 81 x 1.2mm	4.406 x 3.187 x 0.047"	DB	C	X
112 x 81 x 1.7mm	4.406 x 3.187 x 0.067"	SB	C	
114 x 65 x 1.6mm	4.5 x 2.562 x 0.062"	SB	C	
130 x 80 x 1.5mm	5.118 x 3.149 x 0.059"	SB	C	X
130 x 80 x 1.5mm	5.118 x 3.149 x 0.059"	SB	D2	X
130 x 80 x 1.5mm	5.118 x 3.149 x 0.059"	DB	C	X
130 x 80 x 1.5mm	5.118 x 3.149 x 0.059"	DB	D2	X
130 x 100 x 1.5mm	5.118 x 3.937 x 0.059"	SB	C	X
130 x 100 x 1.5mm	5.118 x 3.937 x 0.059"	SB	D2	
130 x 100 x 1.5mm	5.118 x 3.937 x 0.059"	DB	C	X
135 x 100 x 1.5mm	5.315 x 3.937 x 0.059"	SB	C	
135 x 100 x 1.5mm	5.315 x 3.937 x 0.059"	DB	C	
140 x 70 x 1.5mm	5.511 x 2.755 x 0.062"	SB	C	
140 x 70 x 3mm	5.511 x 2.755 x 0.118"	SB	C	
140 x 70 x 3mm	5.511 x 2.755 x 0.118"	SB	D2	
146 x 89 x 2.36mm	5.75 x 3.5 x 0.093"	SB	D2	
150 x 80 x 2.3mm	5.9 x 3.15 x 0.09"	DB	D2	X
150 x 80 x 2.5mm	5.905 x 3.149 x 0.098"	SB	C	
150 x 80 x 2.5mm	5.905 x 3.149 x 0.098"	SB	D2	
150 x 80 x 2.5mm	5.905 x 3.149 x 0.098"	SB	ASP	
150 x 90 x 1.5mm	5.905 x 3.543 x 0.059"	SB	C	
180 x 70 x 2mm	7.087 x 2.755 x 0.078"	SB	D2	
180 x 70 x 4mm	7.087 x 2.755 x 0.157"	SB	C	
180 x 70 x 4mm	7.087 x 2.755 x 0.157"	SB	D2	
180 x 80 x 4mm	7.087 x 3.149 x 0.157"	SB	D2	
200 x 80 x 4mm	7.874 x 3.149 x 0.157"	SB	D2	
200 x 80 x 4mm	7.874 x 3.149 x 0.157"	DB	D2	X
200 x 120 x 3.5mm	7.874 x 4.724 x 0.138"	SB	C	

SB = Single Bevel DB = Double Bevel

A selection of plain and self locking holders and bottom knives are available made to order